



FRUIT
STARCH
SUGAR

The natural upgrade

AGRANA Beteiligungs-AG Roadshow Warsaw - virtual

Raiffeisen Bank International

AGRANA Investor Relations:
www.agrana.com/en/ir



SCAN ME

26 January 2023



CONTENTS

- 1 Introduction & Business overview
- 2 Strategy, Management
- 3 War in Ukraine, COVID-19
- 4 Focus on ESG
- 5 Segment overview: Fruit, Starch and Sugar
- 6 Financials Q1-3 2022|23
- 7 Outlook 2022|23



AGRANA GROUP

INTRODUCTION & BUSINESS OVERVIEW



AGRANA GROUP

EVERYONE KNOWS „WIENER ZUCKER“...





STRATEGIC POSITIONING B2B

WE ALL CONSUME AGRANA (PRODUCTS)

At the beginning there is always agriculture...



AGRANA refines agrarian raw materials...



AGRANA supplies the Big Names...



confectionery, beverage, fermentation industries, food retailers; paper, textile, pharmaceutical industries; feed industry; dairy, ice-cream, bakery industries and many more



We all consume AGRANA every day without noticing it...





AGRANA PRODUCTS IN DAILY LIFE AT A GLANCE

FRUIT



- Fruit juice concentrates customers are fruit juice and beverage bottlers and fillers
- Fruit preparations are special customized products for
 - the dairy industry,
 - the baked products industry,
 - the ice-cream industry.

STARCH



- AGRANA produces starch and special starch products
- Starch is a complex carbohydrate which is insoluble in water. Starch is used in food processing e.g. as thickener and for technical purposes e.g. in the paper manufacturing process
- Bioethanol is part of our starch business

SUGAR



- Sugar is sold
- to consumers via the food trade and
 - to manufacturers: e.g. soft drinks industry, confectionery industry, fermentation industry, other food and beverage industries



55 PRODUCTION SITES WORLDWIDE

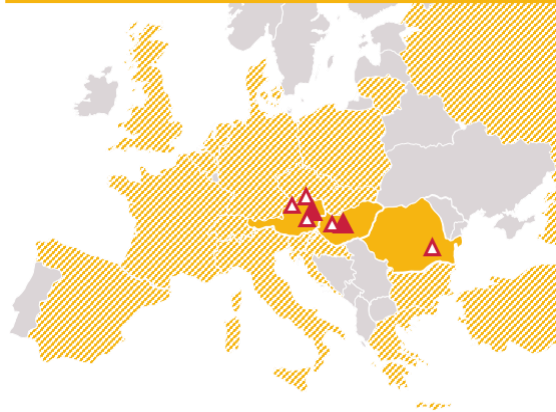
SEGMENTATION BY SEGMENT

FRUIT
26 fruit preparations plants and 14 fruit juice concentrate plants



- Countries with production sites
- Potential growth regions

STARCH
5 starch plants (incl. 2 bioethanol plants)



- Countries with production sites
- ▨ Main markets
- ▲ Starch plants
- ▲ Bioethanol plants

SUGAR
7 sugar beet plants
2 raw sugar refineries (& Instantina)

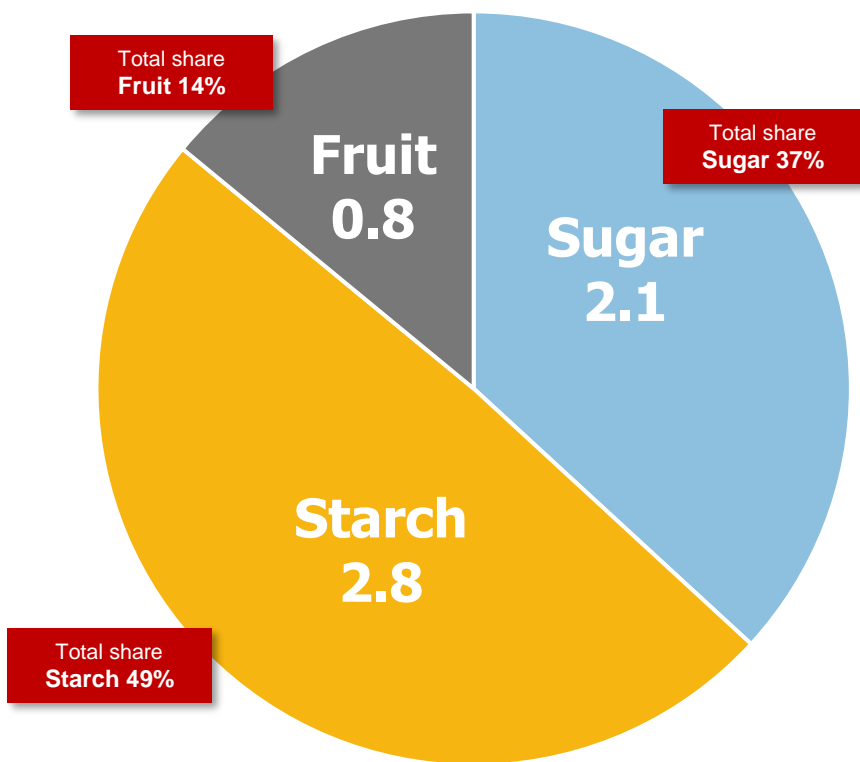


- Countries with plants
- ▨ Other markets
- Beet sugar plants
- Raw sugar refineries
- Distribution centre
- *also with refining activities

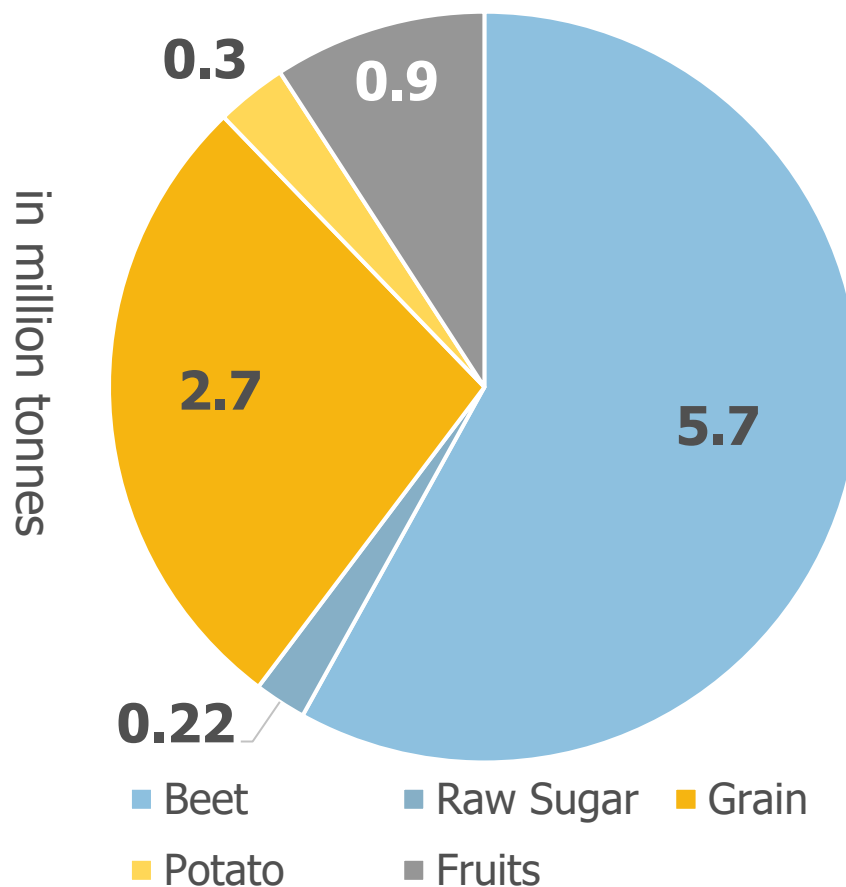


VOLUMES - PROCESSED AND SOLD (2021|22)

Sales: 5.7 million tonnes



Raw materials processed: 9.8 million tonnes



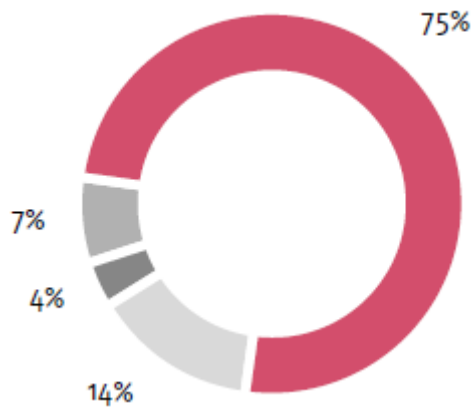


REVENUE BY PRODUCT GROUP (2021|22)

FOCUS ON FOOD

FRUIT

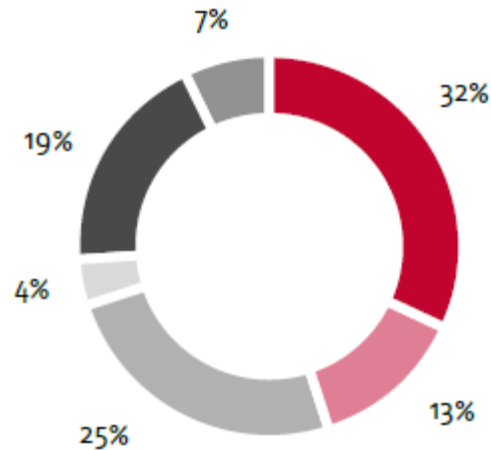
€ 1,251.1 m



- Fruit preparations (dairy and non-dairy)
- Fruit juice concentrates
- Other juice core products (compounds, NFC, fruit wines, etc.)
- Fruit reselling, frozen fruits, etc.

STARCH

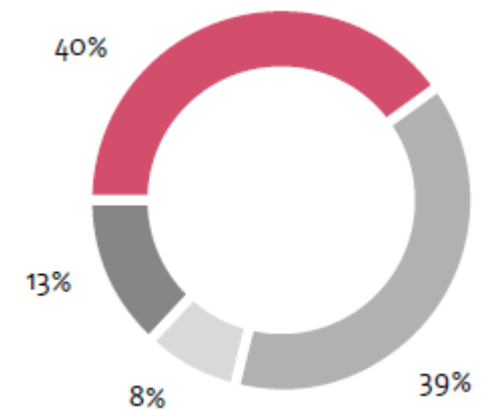
€ 1,010.4 m



- Native and modified starches
- Saccharification products
- Alcohol and ethanol
- Other core products (dairy and instant products, long-life potato products, etc.)
- By-products (protein products, DDGS, gluten, etc.)
- Others (soy, dried beet pulp, etc.)

SUGAR

€ 640.0 m



- Sugar: Resellers
- Sugar: Industrial customers
- By-products (molasses, beet pulp, etc.)
- Others (products of INSTANTINA, seed, services, etc.)



Q1-3 2022|23

STRONG OPERATIONAL PERFORMANCE

- **Diversified, sustainable business model** -> stabilising influence in turbulent times
- **Turnaround in the Sugar segment** -> key driver of the earnings improvement
- **Targets** for reducing greenhouse gas emissions submitted to **SBTi**
- **Volatile markets** will continue to demand our close attention and careful management
- **Confirming guidance** for full year 2022|23



OVERVIEW – KEY FIGURES

Q3 2022|23 (3 months)

Revenue: € 950.2 m

(Q3 2021|22: € 745.2 m)



Operating profit¹: € 35.1 m

(Q3 2021|22: € 27.7 m)



Operating margin: 3.7%

(Q3 2021|22: 3.7%)



Q1-3 2022|23 (9 months)

Revenue: € 2,742.5 m

(Q1-3 2021|22: € 2,169.6 m)



Operating profit¹: € 121.6 m

(Q1-3 2021|22: € 68.7 m)



Operating margin: 4.4%

(Q1-3 2021|22: 3.2%)

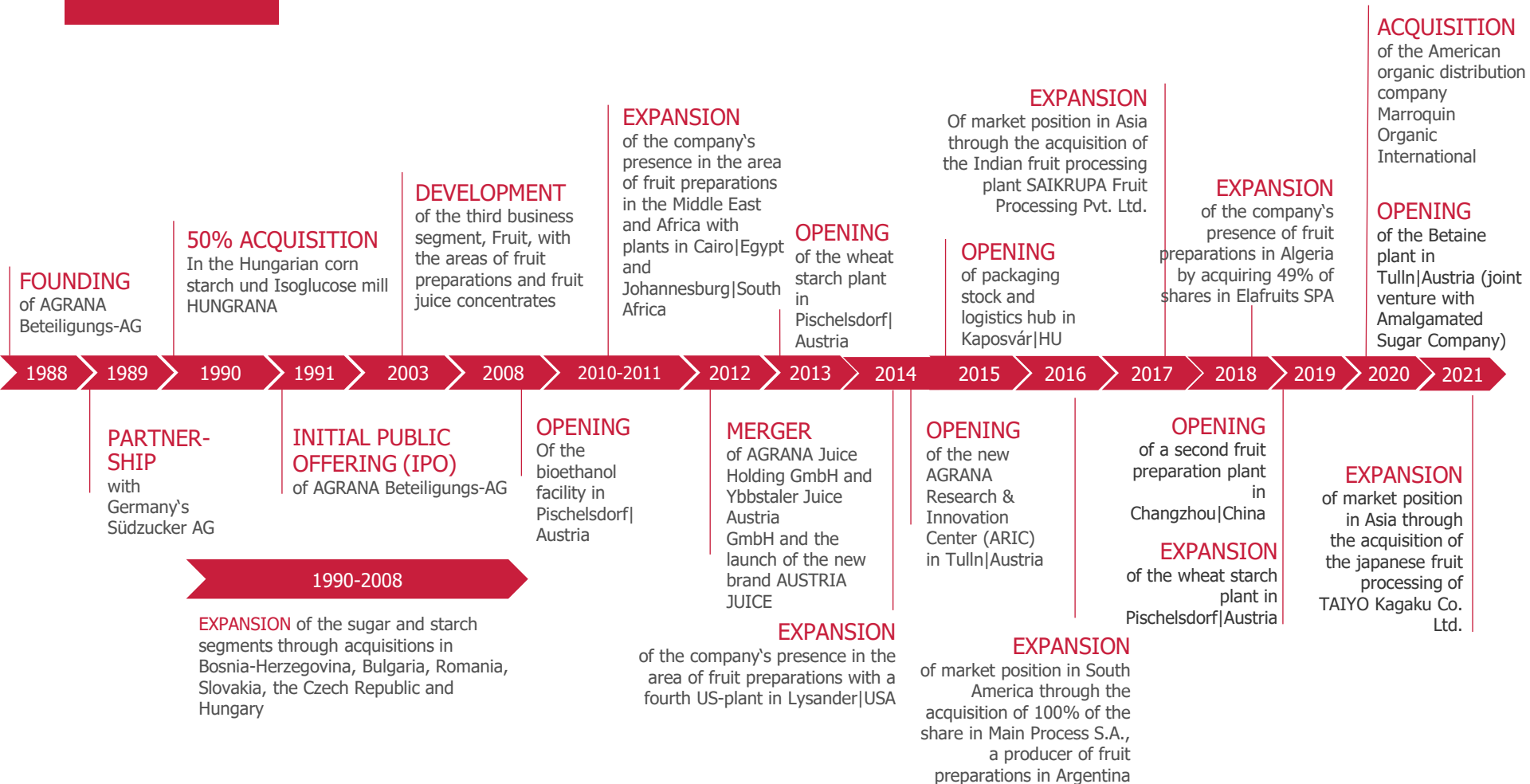


¹ Operating profit before exceptional items and results of equity-accounted joint ventures.



AGRANA GROUP

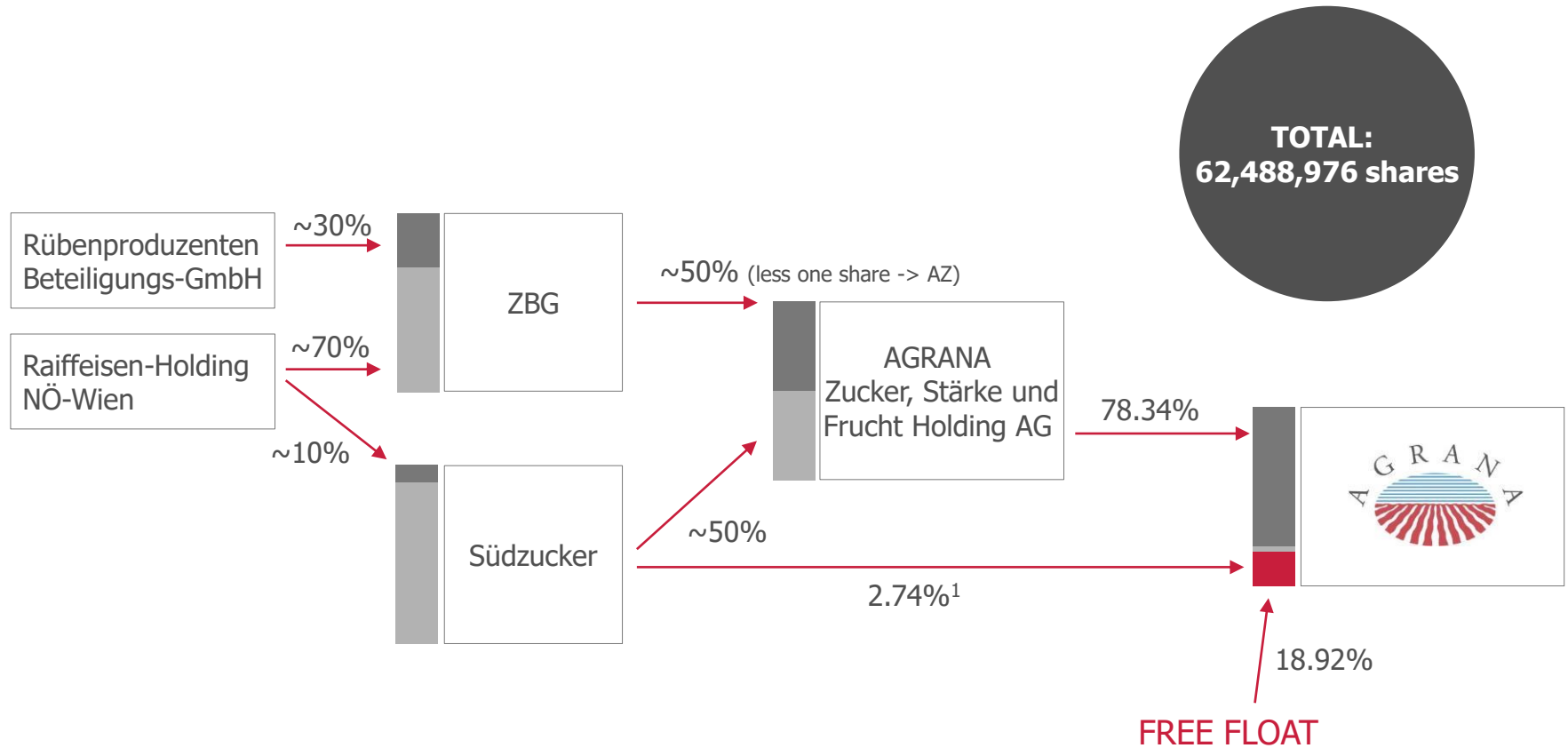
HISTORY - MILESTONES





CURRENT STATUS

SHAREHOLDER STRUCTURE





AGRANA GROUP

MANAGEMENT

STRATEGY



AGRANA GROUP

MANAGEMENT BOARD



CFO Stephan Büttner

- Finance
- IT
- Mergers & Acquisitions
- Legal
- Compliance
- Purchasing
- Investor Relations
- Responsibility for the Fruit segment



CEO Markus Mühleisen

- Strategy and economic policy
- Quality management
- Sales
- Human Resources
- Public Relations and Communications
- Responsibility for the Sugar segment



CTO Norbert Harringer

- Production / Investments
- Raw Material
- Research and Development
- Responsibility for the Starch segment



Ingrid-Helen Arnold

- Internal Auditing



GOOD PROGRESS ON STRATEGIC AGENDA

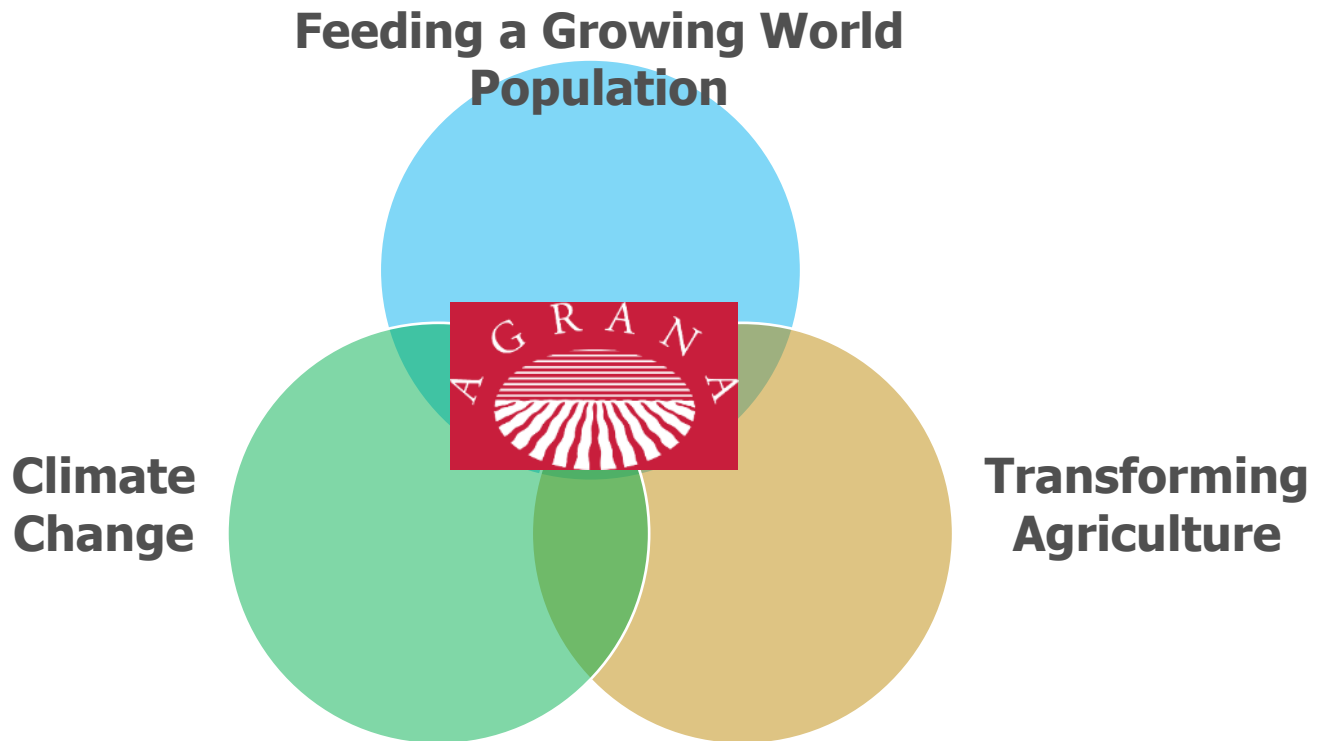
- Strong foundation; significant upside potential in all divisions
- 2-phased approach:
Phase 1 focused on strengthening core business, improving performance and driving cultural change
- Concluded first part of strategic business review for Phase 2
 - Focus on incremental growth opportunities





AGRANA VERY WELL POSITIONED

At the intersection of the three biggest challenges of our time





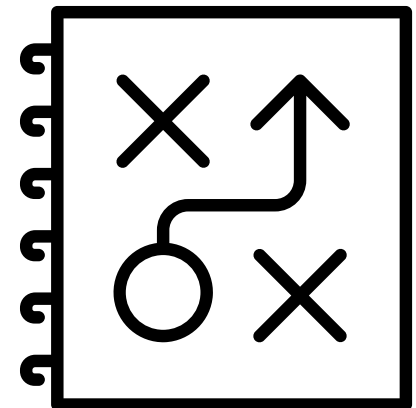
FINANCIAL YEAR 2022|23

DELIVERING ON OUR PRIORITIES

- Strong **crisis management**
- Drive **performance**
- Continue organisational and culture **change**
- Develop **long-term strategies**

CAPITAL MARKETS DAY

in early summer 2023





AGRANA GROUP

WAR IN UKRAINE

COVID-19



WAR IN UKRAINE





WAR IN UKRAINE

- AGRANA in Ukraine since 1997 / 800 employees*
- **Two sites in Vinnitsa** (300 km SW of Kiev) for production of fruit preparations and fruit juice concentrates
- Agricultural production plant in Luka
- Product sales largely in Ukraine

Current situation

- After the outbreak of war, production was stopped for several days
- Currently – depending on the latest security situation – limited production in order to fulfill orders for regional customers



*Average number of full-time equivalents employed during FY 2021|22



AGRANA FRUIT RUSSIA

- AGRANA's presence in Russia is exclusively in the Fruit segment
- Production of fruit preparations in Serpuchov, about 100 km south of Moscow
- 300 employees*
- Sales of products in Russia and other CIS countries



- Task as **supplier of essential staple foods** and **obligation as employer** continues to be fulfilled -> therefore, no withdrawal planned at present
- AGRANA backs politically imposed sanctions against Russia
- In addition, **investment freeze** decided
- Monitoring of further developments and ongoing reassessment of involvement in Russia

*Average number of full-time equivalents employed during FY 2021|22



WAR IN UKRAINE

FINANCIAL EXPOSURE IN UKRAINE AND RUSSIA

€000		Revenue	% of Group	Total assets	% of Group	FTEs	% of Group
Ukraine	2021 22	40,463	1.4%	29,029	1.1%	801	9.2%
Russia	2021 22	60,040	2.1%	28,999	1.1%	289	3.3%
Ukraine & Russia	2021 22	100,503	3.5%	58,028	2.2%	1,090	12.5%
Ukraine	2020 21	34,972	1.4%	31,570	1.3%	809	9.1%
Russia	2020 21	52,585	2.1%	36,383	1.5%	285	3.2%
Ukraine & Russia	2020 21	87,557	3.4%	67,954	2.7%	1,094	12.4%



COVID-19 PANDEMIC

AGRANA – PART OF CRITICAL INFRASTRUCTURE

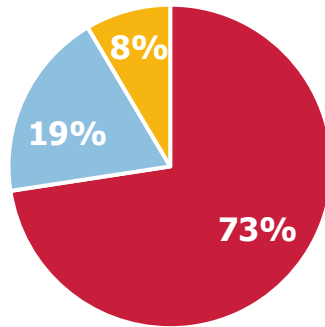
- As a food producer, AGRANA is regarded as being a part of “**critical infrastructure**”
- The continuation of AGRANA's production activities **safeguards supplying the population with food and feed products** (and also jobs)
- By coordinating future actions on a daily basis and taking prudent decisions, AGRANA is living up to its **responsibility as a food product supplier**
- **Health and safety** are of paramount importance to AGRANA in this context



FOCUS ON FOOD (REVENUE IN 2021|22)

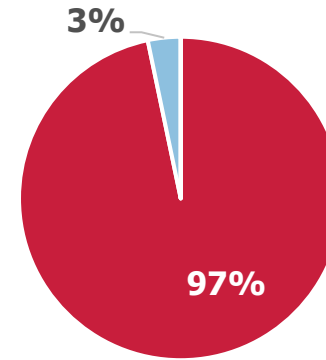
REVENUE SPLIT FOOD VS NON-FOOD

Group



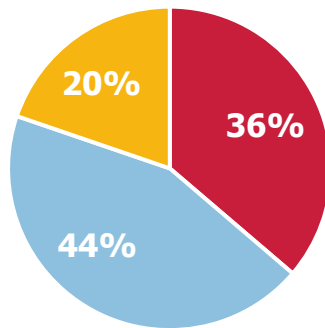
■ Food ■ Non-Food ■ Animal Feed

Fruit



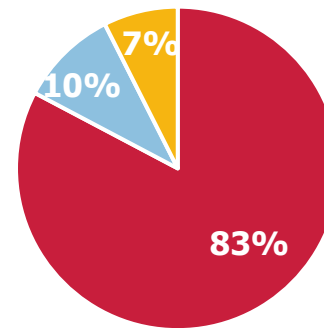
■ Food ■ Non-Food

Starch



■ Food ■ Non-Food ■ Animal Feed

Sugar



■ Food ■ Non-Food ■ Animal Feed



AGRANA
FOCUS ON ESG



AGRANA Sustainability:
<https://www.agrana.com/en/sustainability>



SCAN ME



AGRANA'S UNDERSTANDING OF SUSTAINABILITY

Balance of economic, environmental and social responsibility

AT AGRANA, WE ...

- utilise **almost 100% of the raw materials employed** and use **low-emission technologies** to minimise impacts on the environment
- **respect all our stakeholders** and the communities where we operate
- engage in **long-term partnerships**





AGRANA'S CORE SUBJECTS ALONG THE VALUE CHAIN



RAW MATERIAL PROCUREMENT

Environmental and social criteria in the sourcing of agricultural raw materials



ECO-EFFICIENCY OF OUR PRODUCTION

Environmental and energy aspects of production



OUR EMPLOYEES

Labour practices and human rights of employees



PRODUCT RESPONSIBILITY

Product responsibility and sustainable products



COMPLIANCE

Sustainability Reporting:

- Acc. to GRI integrated in AGRANA's annual reports since 2012|13
- Taking TCFD recommendations into account since 2019|20





ECO-EFFICIENCY OF OUR PRODUCTION

EFFICIENT USE OF RESOURCES

Efficient use of agricultural raw materials

98.6 – 99.9% use of agricultural raw materials

AGRANA's high utilisation rate reflects:

- The efficient use of raw materials
- As well as its technological innovativeness and product development capabilities
- **Efficient use of raw materials is an economic imperative and a way of practicing corporate social responsibility**
- **Reduction of waste**



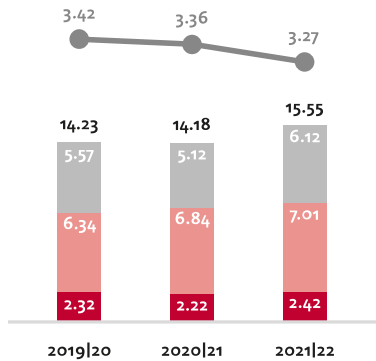


ECO-EFFICIENCY OF OUR PRODUCTION

ENERGY USE, EMISSIONS & ENERGY MIX

Energy consumption (Scope 1+2) of the AGRANA Group

Bar chart: total amounts (gross), in million gigajoules (GJ)

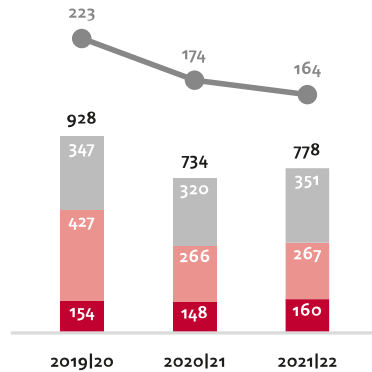


● Specific energy consumption in GJ per tonne of product output

- Sugar segment
- Starch segment
- Fruit segment

Emissions (Scope 1+2) of the AGRANA Group

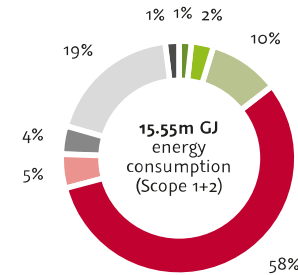
Bar chart: total amounts (gross), in thousands of tonnes of CO₂



● Specific emissions in kg of CO₂ per tonne of product output

- Sugar segment
- Starch segment
- Fruit segment

Energy mix of the AGRANA Group in 2021|22



- Biomass
- Biogas
- Renewable electricity
- Natural gas (incl. LNG)
- Coal and coke
- Electricity
- Steam
- Other



SUBMISSION OF SCIENCE BASED TARGETS

SCOPE 1

SCOPE 2

SCOPE 3

NEAR-TERM 2030



2030 (from 2019|20 base year)

50% abs. reduction of GHG emissions

approx. 34% abs. reduction (incl. FLAG¹-requirements)

Focus areas for scope 3 reduction measures:

- Ensuring deforestation free supply chains (raw sugar, soy,..)
- Fostering of the implementation of regenerative, low-emission agricultural practices

Focus areas for scope 1+2 measures:

- Energy efficiency measures
- Switch to green electricity (worldwide)
- Replacement of fossil fuels by AGRANA own low-protein biomass and electrification

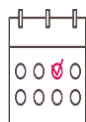
Science based targets submitted in November 2022

(target incl. FLAG requirements approx. -36% of Scope 1+2+3)

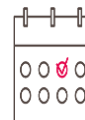
Start of verification of AGRANA-submission by SBTi: May 26, 2023

(duration 4-6 weeks)

LONG-TERM TARGET-
not yet submitted



Net-zero emissions by 2040



Net-zero emissions by 2050 at the latest

¹ New guidance for Forest, Land and Agriculture: i.e. higher requirements for agri. crops than other scope 3 categories



GMO-FREE & ORGANIC PRODUCTS


- **AGRANA does not make products anywhere in the world that require GMO labelling under local laws** (for example, in the EU under Reg. EC No **1829/2003** and **1830/2003**)
- AGRANA offers **certified GMO-free products** in the Fruit segment (esp. in the US), in the Starch business and the Sugar segment (e.g. „Wiener Zucker“)
- AGRANA has the **necessary certifications** in its plants and supply chain to be able to fill customer needs **for organically made foods, feeds and other products**





BIOPLASTICS FROM THERMOPLASTIC STARCHES REPLACE REGULAR PLASTIC

- Thermoplastic starches form the basis for compound products for the use in applications, such as film extrusion and injection moulding
- 100% home-compostable without leaving microplastic residues
 - Decay time: 6 months
 - Biodegradable time: 12 months





STARCH SPECIALITIES

- **Starch products replace ingredients of fossil origin!** (e.g. Green Glues)
- Focus on **highly refined specialty** products
- Focus on **organic** and **GMO-free** starches and Clean Label products
- **Specialty starches** for the paper, textile, cosmetics, pharmaceutical and building materials industries



Many glue sticks contain potato starch from Gmünd (approx. 70% per stick)



Presentation of an innovative styling foam conditioner with starch instead of microplastics





COMPLETE UTILISATION POTATO - POTATO FIBRE

- A potato starch dryer and a potato fibre dryer in Gmünd (AT) generate
 - **Added value** processing the previously unused by-product "potato pulp" into potato fibre for use in the food industry
- **Potato fibre can be used in many ways in food:**
 - Reduction of energy density (carbohydrates & fat)
 - Dietary fibre enrichment & prebiotic effect
 - Increased dough yield
 - Texture improvement for meat products
 - Improved freshness and crispness in bread and bakery products





SEGMENT

FRUIT





FRUIT SEGMENT - BUSINESS MODEL

FRUIT PREPARATIONS

- Based on mostly frozen fruits
- Tailor-made customer products (several thousand recipes worldwide)
- Customers: dairy, bakery and ice cream industry
- Shelf life of the fruit preparation ~6 weeks -> necessity to produce regionally

FRUIT JUICE CONCENTRATES

- Based on fresh fruits
- Production in the growing area of the fruits (water content and quality of the fruits don't allow far transports)
- Customers: bottling industry
- Shelf life of fruit juice concentrates ~2 years -> can be shipped around the world



FRUIT PREPARATION – WHAT IS IT ABOUT?



... most important ingredient of fruit preparations

- Frozen (IQF or block)
- Aseptic
- Purees
- Concentrates

+



... sweetens and supports taste and durability

- Crystal sugar
- Liquid sugar (syrup)
- Other sweeteners

- Thickeners create a good mouth-feel and prevent emulsions
 - Pectins
 - Starch
 - Guar, Xanthan, ...

=



optional flavors and colours for an even fruitier taste and an intense colour



MARKET POSITION

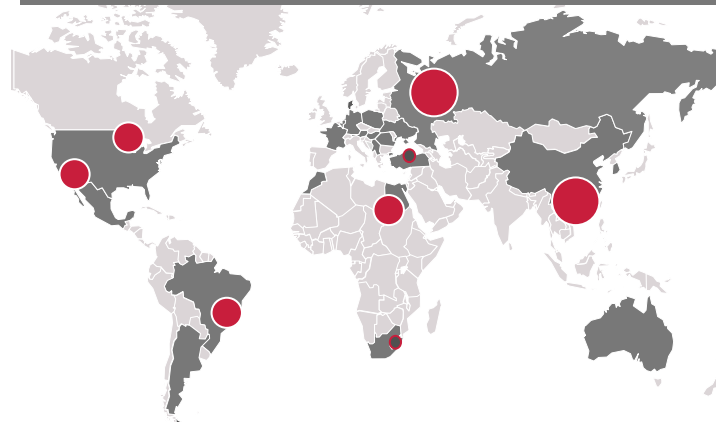
FRUIT PREPARATIONS

- World Market Leader in Fruit preparations global market share > 35%
- The emerging markets are overall showing good market growth rates, while the market's sales volumes of fruit preparations in Europe and the US are stagnating at a high absolute level

FRUIT JUICE CONCENTRATES

- Largest producer of fruit juice concentrates in Europe (AUSTRIA JUICE)
- In general, optimisation measures taken in previous years show their positive effects
- Customer portfolio extended and new markets

26 FRUIT PREPARATION PLANTS &
14 FRUIT JUICE CONCENTRATE PLANTS



■ Countries with production sites
● Potential growth regions



Q1-3 2022|23

MARKET ENVIRONMENT

Fruit segment

- Fruit preparations: Branded players under pressure; consumers more often reaching for **cheaper private label products**
- Fruit juice concentrate: **good market demand**; contracts for apple juice concentrate (2022 crop) were concluded at higher contribution margins



Q1-3 2022|23

RAW MATERIALS AND PRODUCTION

Fruit segment

- Fruit preparations: **purchasing of fruits** from the 2022 crop, for processing in this financial year and next year, was **largely completed in the third quarter** of 2022|23; overall in the reporting period, about 265,000 tonnes of raw materials procured
- Fruit juice concentrate: AGRANA was **able to attain the processing volumes expected**, thanks to good availability both of apples and red berries





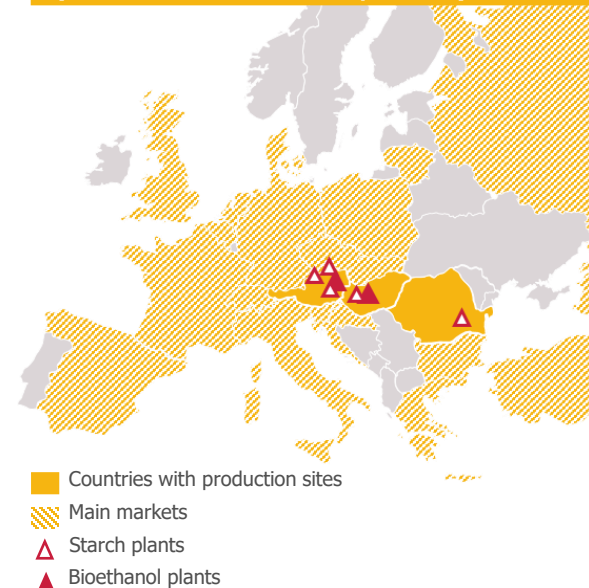
SEGMENT

STARCH

- Austrian production sites:
 - **Potato** starch factory in Gmünd
 - **Corn** starch plant in Aschach
 - **Wheat** starch & bioethanol plant in Pischelsdorf
- Operational management and coordination of international holdings in Hungary and Romania
- The bioethanol business also forms part of the Starch segment
- Focus on **highly refined speciality products**
- **Innovative, customer-driven products** supported by application advice
- **Leading position in organic and in GMO-free** starches for the food industry

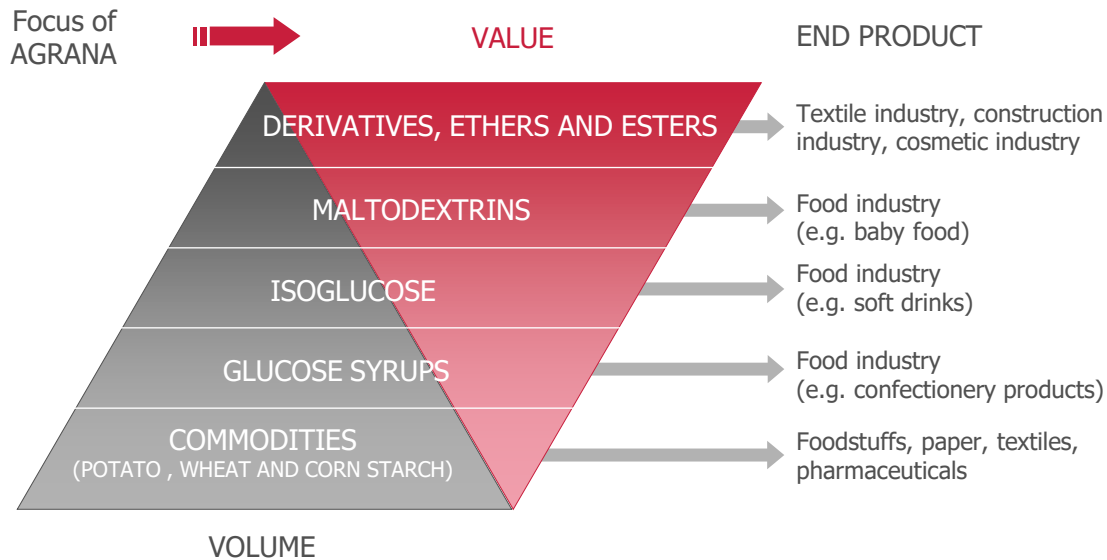
STARCH

5 starch plants
(incl. 2 bioethanol plants)





SPECIALISATION STRATEGY



FOOD

- Growth in products from special raw materials (market leadership)
- Growth in starch derivatives for fruit preparations
- Growth in „high care“-starches

NON-FOOD

- Growth in (special applications for) paper, textile & cardboard industry
- Innovation and market leadership in
 - Special applications for construction industry
 - Adhesive (sack adhesive)
- Growth in cosmetics industry



AGRANA BIOETHANOL ACTIVITIES

PISCHELSDORF (Austria)

- Total investment: € 125 million
- Capacity: up to 240,000 m³ (= 190,000 tonnes)
- Production start: June 2008
- Raw material base: wheat, corn and sugar beet thick juice*
- By-products: up to 190,000 tonnes of ActiProt© (animal feed)

HUNGRANA (Hungary)

- Investment volume: ~ € 100 m (50% share held by AGRANA: ~ € 50 m)
 - for grind increase from 1,500 to 3,000 tonnes/day
 - for isoglucose capacity increase due to quota increase
 - for bioethanol expansion
- Capacity: up to 187,000 m³
- Conclusion of expansion programme: July 2008
- Raw material base: corn



* in the meantime also B+C starches



Q1-3 2022|23

MARKET ENVIRONMENT

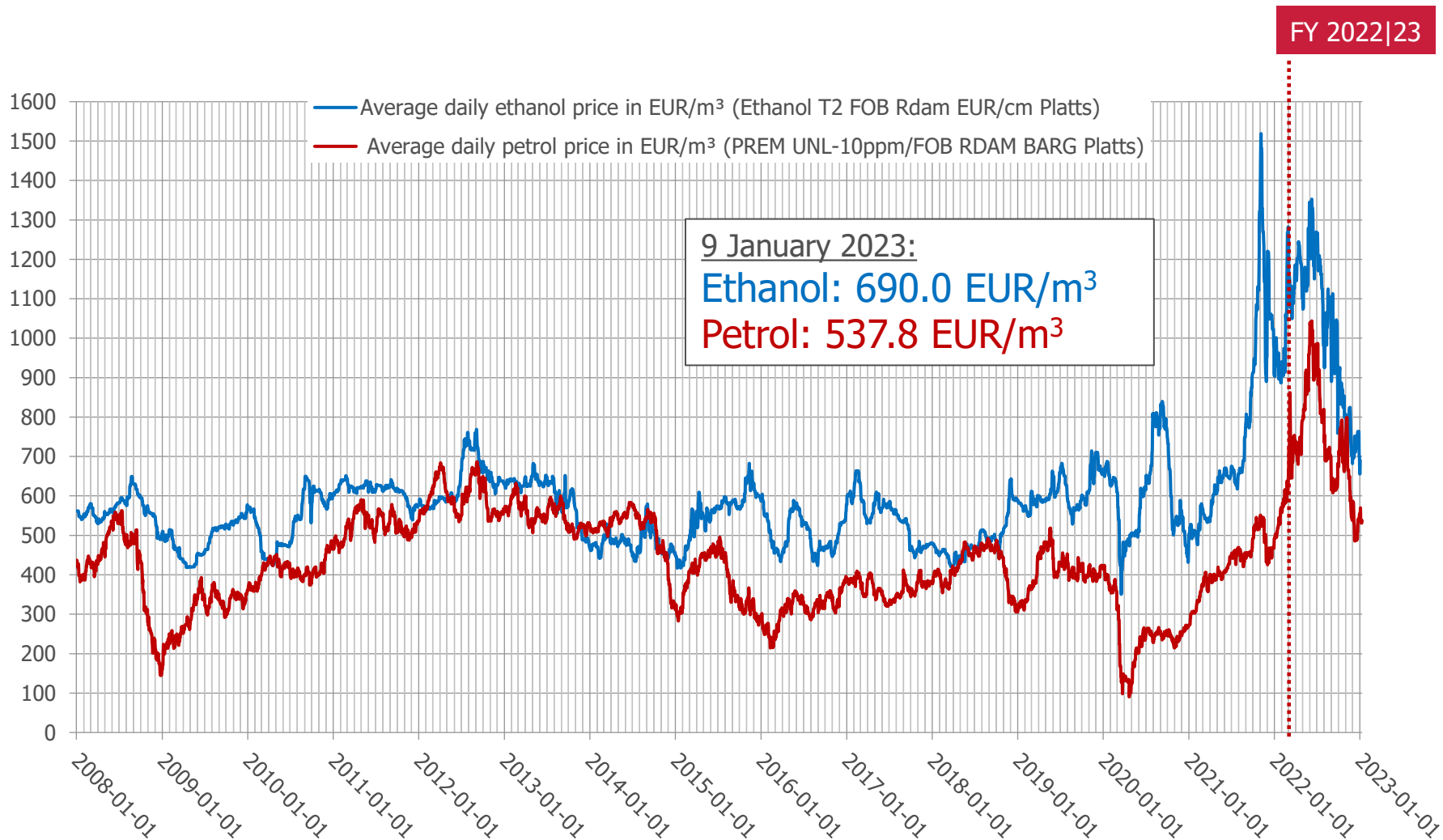
Starch segment

- Raw material and energy costs at unprecedented levels
- **Annual contracts** with customers **had to be revisited** intra-year
- Goal was to pass on cost increases as far as possible



1 JANUARY 2008 – 9 JANUARY 2023 (EUR)

ETHANOL AND PETROL PRICES



Starch segment

- **Raw material supply** for the Austrian starch plants and the bioethanol facility for the 2022|23 financial year is fully **secured**
- **Raw material prices** in the first three quarters of the financial year were **higher than budgeted** due to the significant increase in global and regional corn and wheat prices





WHEAT & CORN (EURONEXT, PARIS) COMMODITY PRICES

1 January 2006 – 10 January 2023 (EUR)

FY 2022|23

Daily MAIZEEURMAR3; M.WHEATEURMAR3



Wheat (Paris)
10 Jan. 2023:
291.5 EUR/t

Corn (Paris)
10 Jan. 2023:
283.5 EUR/t



SEGMENT

SUGAR




BENEFIT FROM THE STRONG MARKET POSITION IN CEE AND SEE

AGRANA SUGAR SINCE THE END OF QUOTAS






- CEE area will continue to be a “sugar deficit region” (AGRANA is located in these main deficit areas)
 - Complexity in logistics and costs from Western Europe are somehow a protection of intra-EU imports
 - Defend and extend existing market share in CEE
- AGRANA has established **long-term relationships** with key sugar producers in the LDCs and ACPs (duty-free-imports)
- Uncertain market development requires **continuous flexibility**
- High **volatility**

7 SUGAR PLANTS AND 2 RAW SUGAR REFINERIES




MARKET POSITION

Austria	#1
Hungary	#1
Czech Republic	#2
Slovakia	#1
Romania	n/a
Bosnia and Herzegovina	n/a
Bulgaria	n/a

 Countries with plants
 Other markets
 Beet sugar plants
 Raw sugar refinery
 Distribution centre
 * Also with refining activities



Q1-3 2022|23

MARKET ENVIRONMENT

Sugar segment

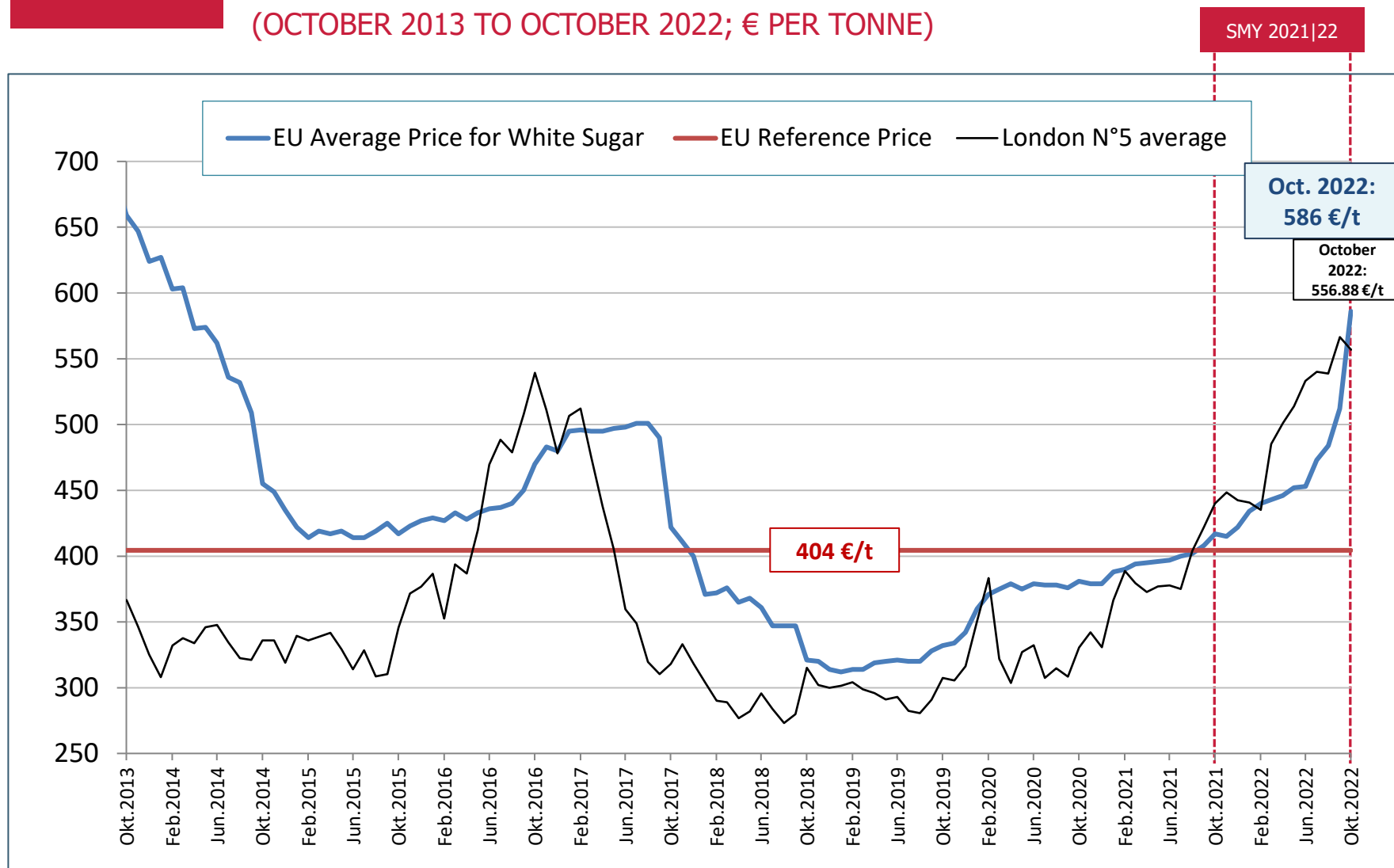
- EU market balanced
- **Expect market prices to continue to rise** in the coming weeks and months
- Adjusted selling prices will also have to reflect sugar producers' increased production costs



SUGAR PRICE REPORTING

MONTHLY EU AVERAGE PRICES

(OCTOBER 2013 TO OCTOBER 2022; € PER TONNE)



Source: European Commission and IEG Vantage (as of 20 December 2022)



RAW SUGAR & WHITE SUGAR SUGAR QUOTATION

1 January 2006 – 10 January 2023 (USD)

FY 2022|23

Daily ICE SUG11 MAR3; SUGAR NO5 MAR3

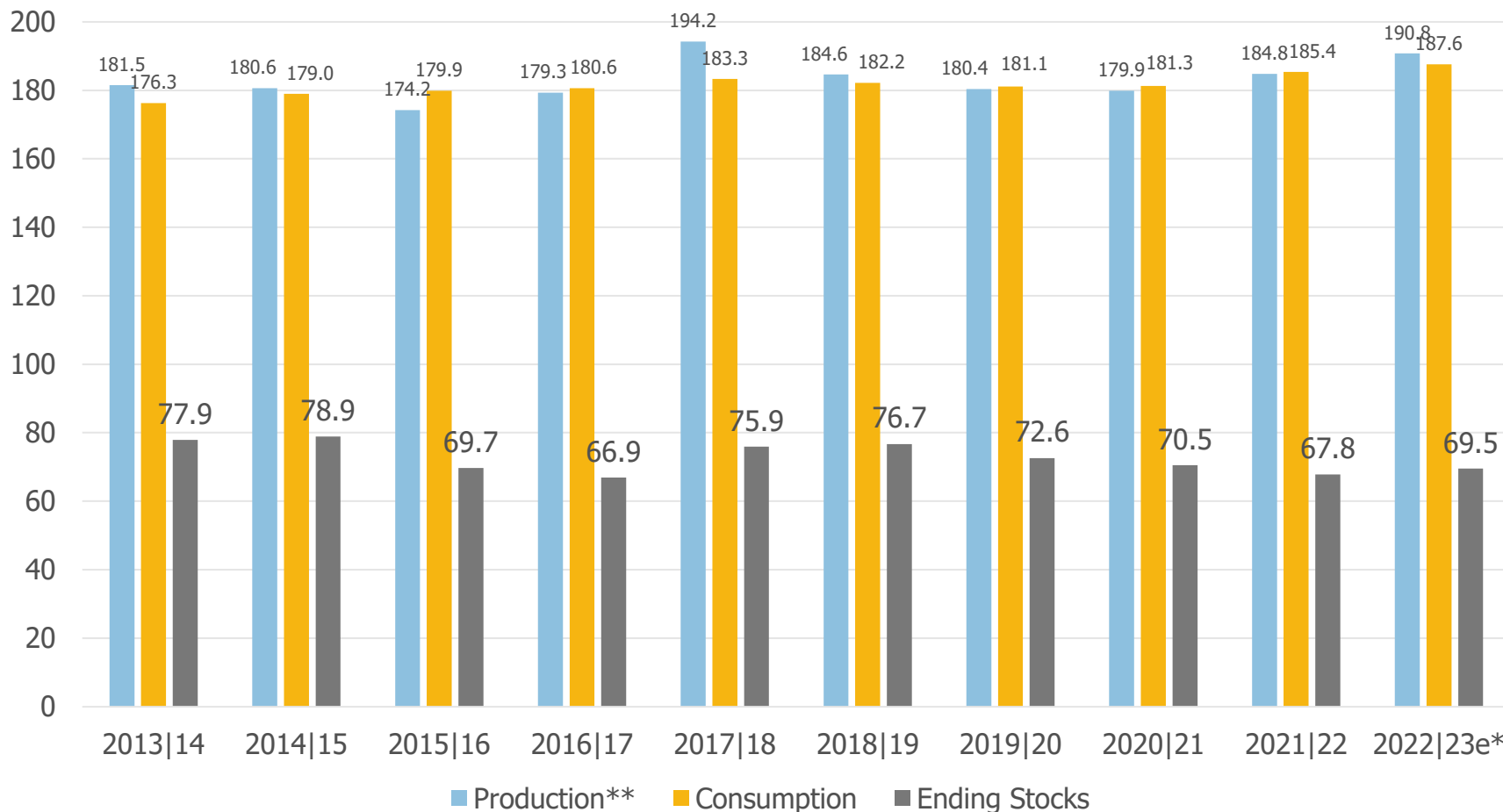
- Line; ICE SUG11 MAR3; Trade Price(Last)
10.01.2023; 427,697
- Line; SUGAR NO5 MAR3; Trade Price(Last)
10.01.2023; 543,800; +8,3; (+1,55%)





WORLD SUGAR PRODUCTION & CONSUMPTION

Million tonnes



Source: IHS Markit (19 December 2022)

* Estimate
 ** Production: October-September

Sugar segment

- Total **beet harvest** will be approximately **4.8 million tonnes**, including some 60,000 tonnes of organic beet grown in Austria
- Beet yields in Austria (most important country for beet production) are about 80 tonnes per hectare
- **Capacity utilisation** at the factories is expected to be **lower** than in last year's campaign (campaign duration projected at 103 processing days)





Q1-3 2022|23

FINANCIALS

AGRANA Key Figures:

<https://www.agrana.com/en/ir/key-figures-agrana-group/key-figures>



SCAN ME

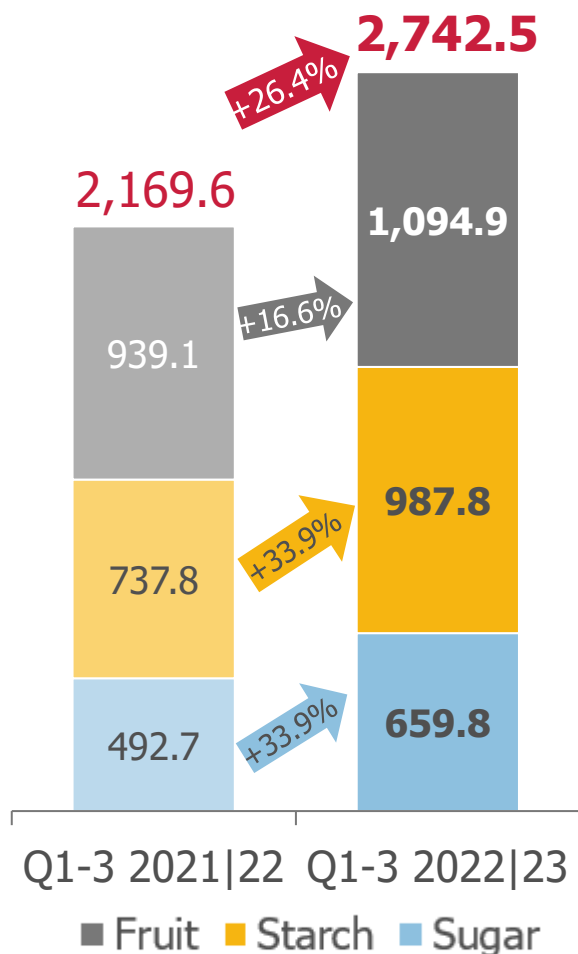


Q1-3 2022|23 VS PRIOR YEAR

REVENUE BY SEGMENT

€m

GROUP



FRUIT

- Fruit preparations revenue rose for price reasons, while the increase in fruit juice concentrate revenue was additionally driven by volume

STARCH

- Demand restrained compared to the previous year
- Extreme increases in raw material and energy prices led to significantly higher manufacturing costs, which AGRANA was partly able to pass on in sales prices
- Big driver of the revenue growth in the first nine months of 2022|23 was the rise in ethanol prices

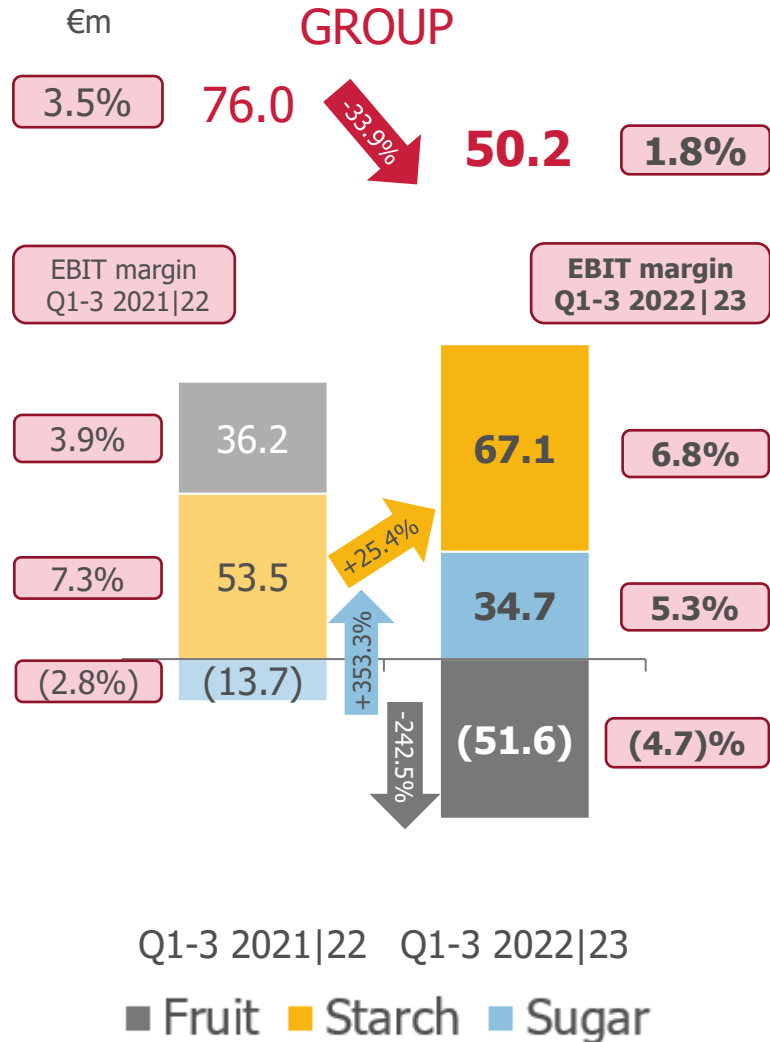
SUGAR

- Increased sales volumes and, above all, significantly higher sugar selling prices
- Sales price trajectory was very positive especially in the reseller business, but also in the industrial market



Q1-3 2022|23 VS PRIOR YEAR

EBIT BY SEGMENT



FRUIT

- Non-cash impairment of € 91.2 million on assets and goodwill was recognised in exceptional items in the second quarter
- Operationally, profitability in fruit preparations was significantly below that of one year earlier (deterioration attributable mainly to a mixed business performance in the Europe region (including Ukraine) and Asia-Pacific)
- In the fruit juice concentrate business, earnings rose very significantly especially thanks to improved contribution margins for apple juice concentrate from the 2021 and 2022 harvests

STARCH

- Main reason was the high-margin ethanol business in the first half of this financial year and wheat gluten performed very well
- Earnings contributed by the equity-accounted HUNGRANA group declined from € 10.0 million to € 8.0 million -> historic high corn prices in Hungary (due in part to local crop failures) and increased energy prices

SUGAR

- Significantly increased margins thanks to the improved sales price environment and rigorous cost management
- AGRANA-STUDEN group contributed significantly to the EBIT increase (numerous reorganisation measures taken in the past, correct market decisions made in the current volatile market setting)



CONSOLIDATED INCOME STATEMENT¹

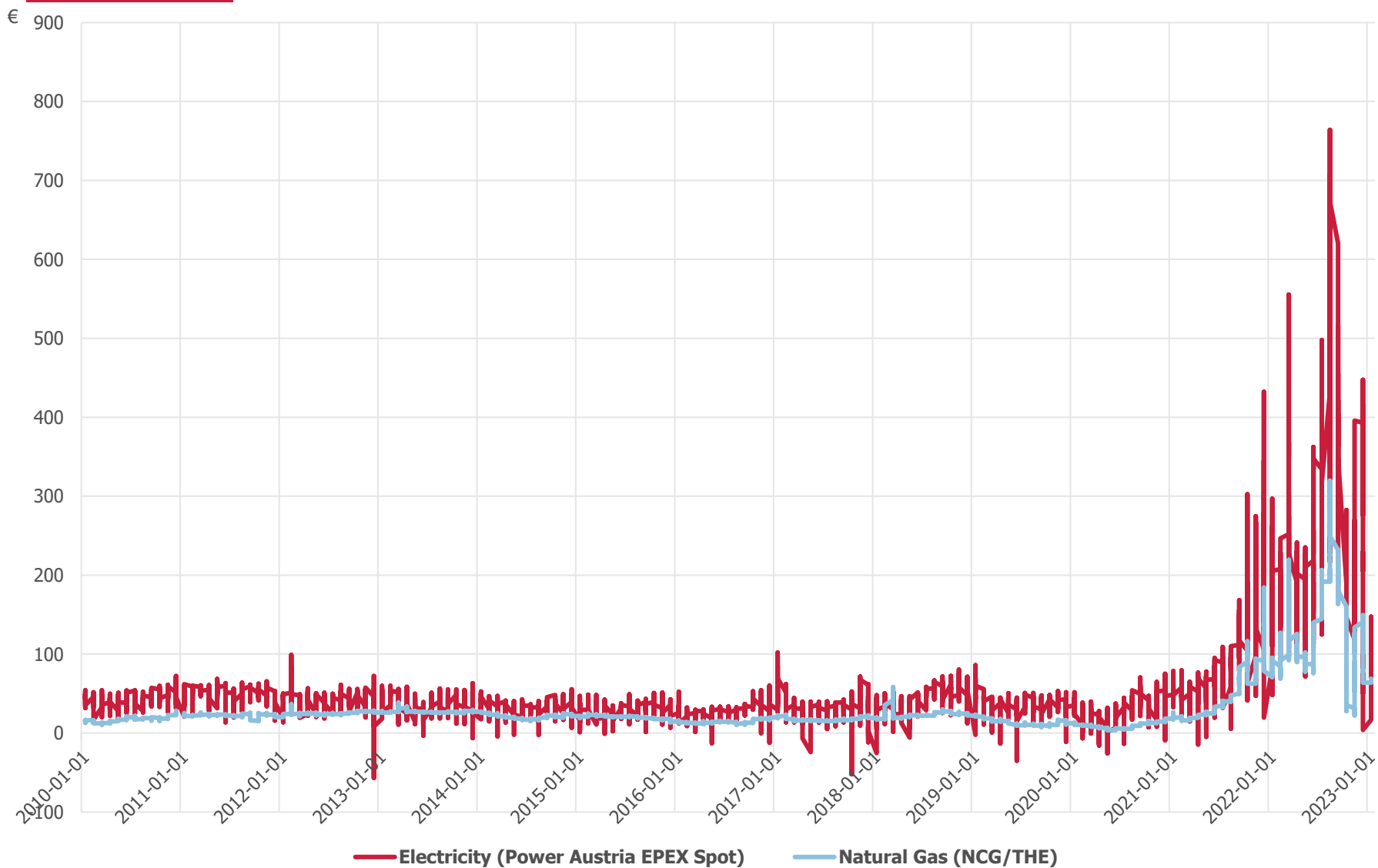
€m (condensed)	Q1-3 2022 23	Q1-3 2021 22	Q3 2022 23	Q3 2021 22
Revenue	2,742.5	2,169.6	950.2	745.2
EBITDA ¹	210.8	156.7	69.6	62.7
Operating profit before except. items and results of equity-accounted JV	121.6	68.7	35.1	27.7
Share of results of equity-accounted JV	17.6	9.6	4.0	3.5
Exceptional items	(89.0)	(2.3)	0.0	0.0
EBIT	50.2	76.0	39.1	31.2
EBIT margin	1.8%	3.5%	4.1%	4.2%
Net financial items	(18.5)	(11.2)	(8.3)	(4.1)
Profit before tax	31.7	64.8	30.8	27.1
Income tax expense	(26.3)	(20.0)	(8.5)	(9.4)
Profit for the period	5.4	44.8	22.3	17.7
Attributable to shareholders of the parent	(0.7)	44.3	20.8	16.4
Earnings per share	(€ 0.01)	€ 0.71	€ 0.33	€ 0.26

¹ EBITDA represents operating profit before exceptional items, results of equity-accounted joint ventures, and operating depreciation and amortisation.



PRICE DEVELOPMENT (JANUARY 2010 – JANUARY 2023)

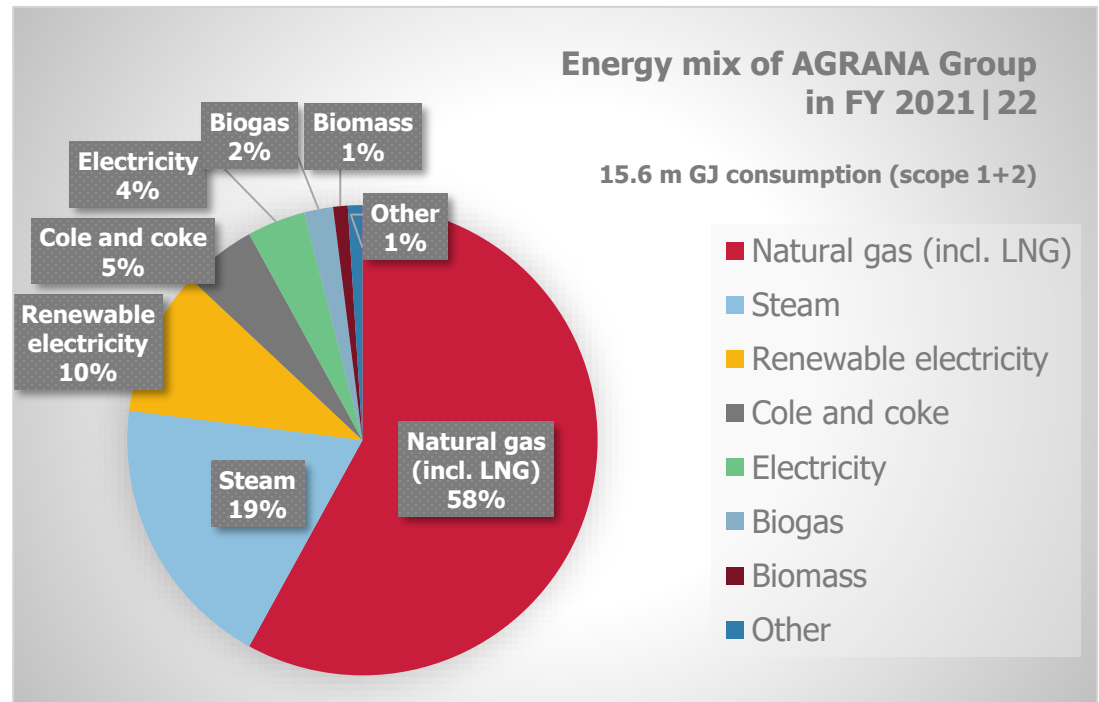
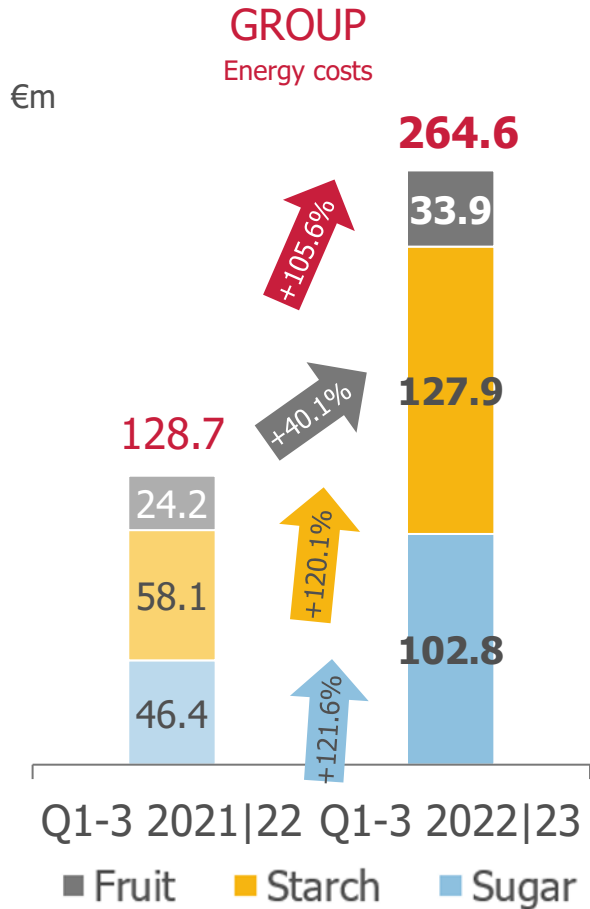
ELECTRICITY AND NATURAL GAS





TOTAL AND BY SEGMENT

ENERGY COSTS IN Q1-3 2022|23





NET FINANCIAL ITEMS | TAX RATE

€m	Q1-3 2022 23	Q1-3 2021 22	Change
Net interest expense	(6.6)	(5.5)	-20.0%
Currency translation differences	(8.9)	(3.5)	> -100%
Other financial items	(3.0)	(2.2)	-36.4%
Net financial items	(18.5)	(11.2)	-65.2%

€m	Q1-3 2022 23	Q1-3 2021 22	Change
Profit before tax	31.7	64.8	-51.1%
Income tax expense	(26.3)	(20.0)	-31.5%
Tax rate	83.0%	30.9%	+52.1pp



CONSOLIDATED CASH FLOW STATEMENT

€m (condensed)	Q1-3 2022 23	Q1-3 2021 22	Change
Operating cash flow before changes in working capital	205.3	150.0	+36.9%
Changes in working capital	(239.9)	(67.1)	> -100%
Total of interest paid/received and tax paid, net	(18.6)	(22.4)	+17.0%
Net cash (used in)/from operating activities	(53.2)	60.5	> -100%
Net cash (used in) investing activities	(51.0)	(41.1)	-24.1%
Net cash from/(used in) financing activities	73.8	(19.7)	> +100%
Net (decrease) in cash and cash equivalents	(30.4)	(0.3)	> -100%



CONSOLIDATED BALANCE SHEET

€m (condensed)	30 Nov 2022	28 Feb 2022	Change
Non-current assets	1,032.6	1,135.0	-9.0%
Current assets	1,928.2	1,508.6	+27.8%
Total assets	2,960.8	2,643.6	+12.0%
Equity	1,263.3	1,281.5	-1.4%
Non-current liabilities	411.9	477.5	-13.7%
Current liabilities	1,285.6	884.6	+45.3%
Total equity and liabilities	2,960.8	2,643.6	+12.0%
Equity ratio	42.7%	48.5%	-5.8pp
Net debt	692.0	532.0	+30.1%
Gearing	54.8%	41.5%	+13.3pp



30 NOVEMBER 2022

FINANCING STRUCTURE

€m	30 Nov. 2022	Due within 1 year	Due after more than 1 year	28 Feb. 2022
Borrowings	783.7	458.2	325.5	654.4
Securities and cash (equivalents)	(91.7)			(122.4)
Net debt	692.0			532.0
Credit lines	1,067.7	513.4	554.3	1,086.0
Average effective interest rate	1.64%			0.91%



PLACEMENT IN DECEMBER 2022

"SCHULDSCHEINDARLEHEN"

- For the **first time**, AGRANA issued an **ESG-linked** Schuldscheindarlehen (a loan with bond-like characteristics also known as a promissory note loan)
- **Investor demand** was so **high** that the originally planned deal size of € 100 million was increased to € 235 million
- Proceeds are used for general corporate financing purposes; the issue also helped to further diversify and **optimise the investor and funding mix**

Duration	Volume (€m)	Volume fix (€m)	Volume var. (€m)
3 years	91.5	10.0	81.5
5 years	116.0	41.0	75.0
7 years	27.5	-	27.5
	235.0	51.0	184.0

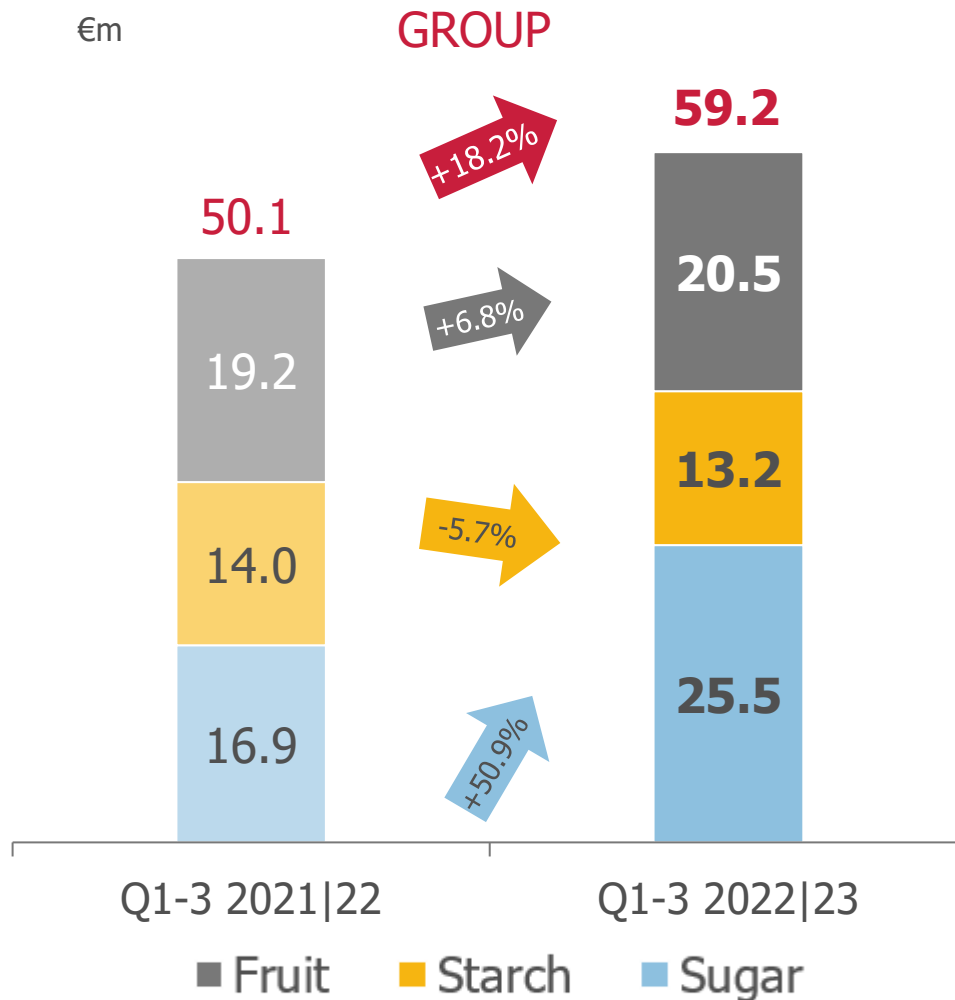
Weighted total interest rate: **4.23%¹**

¹ Including hedging by fixed interest rate swaps for the variable 5y and 7y tranches.



MOST IMPORTANT PROJECTS IN THE GROUP

INVESTMENT OVERVIEW



Q1-3 2022|23

FRUIT

- Mitry-Mory, France (new stainless steel containers)
- Dachang, China (completion of the application laboratory)

STARCH

- Aschach, Austria (speciality corn processing)
- Aschach and Gmünd, Austria (wastewater treatment)

SUGAR

- Sered', Slovakia (replacement of evaporators)
- Buzău, Romania (conversion of packaging plants)



Q1-3 2022|23

SUPPLY SECURITY - HEATING OIL

- Heating oil as a **short-term alternative** to natural gas
- Necessary measures to use extra light heating oil were **successfully implemented** at most of AGRANA's Austrian sites
- Burners and storage tanks were installed and the required quantities of extra light oil were contracted
- In combination with the purchased amounts of natural gas, the use of **extra light heating oil ensures the security of the energy supply**, especially during the **campaign**, and also provides **price stabilisation**





2021|22

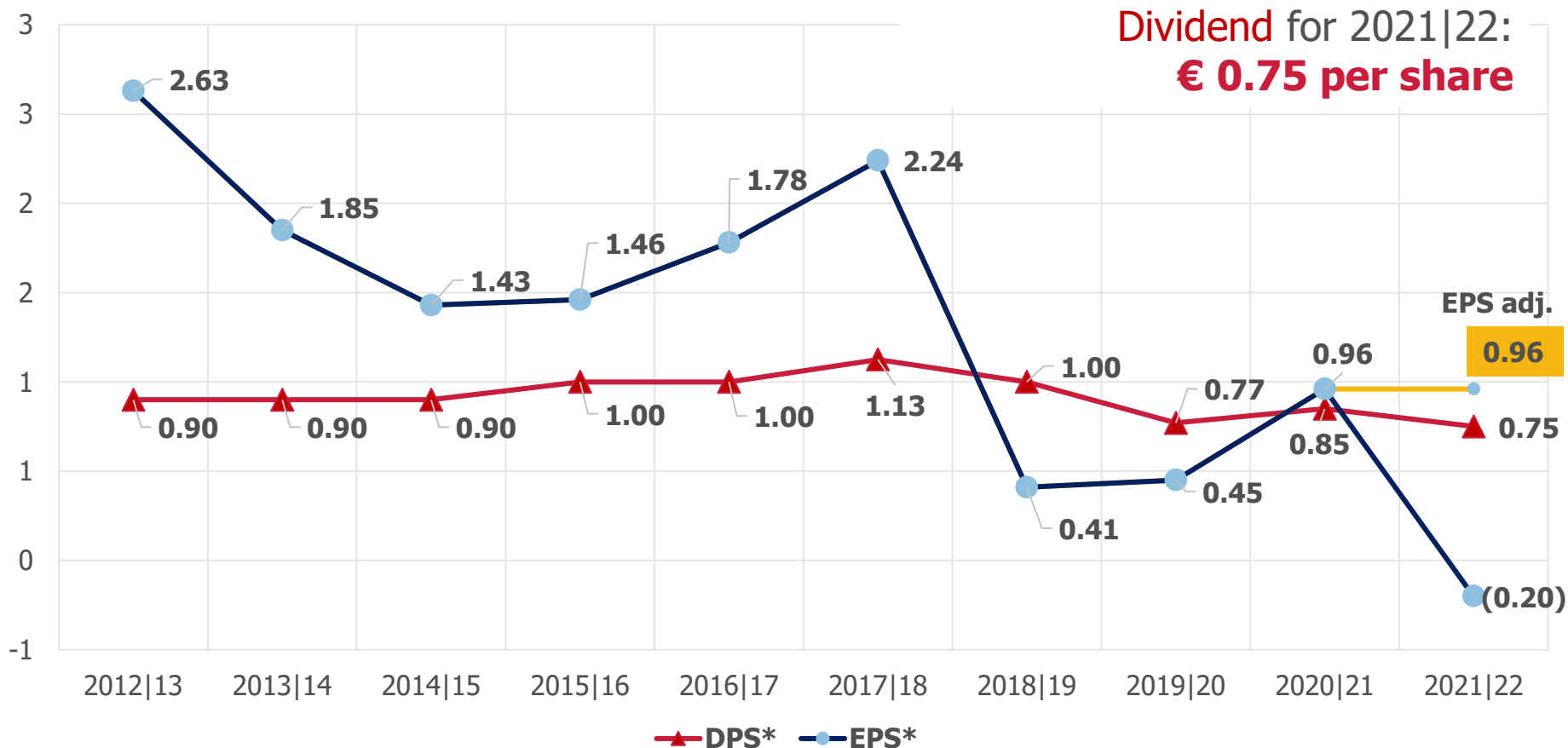
DIVIDEND

- AGRANA is **committed to a predictable, reliable and transparent dividend policy that is geared to continuity.**
 - The dividends are based on the result as well as on the Group's cash flow and debt situation, while simultaneously maintaining a solid balance sheet structure.
 - Moreover, AGRANA also takes current events such as the war in Ukraine and the anticipated future development of business into account in its dividend policy.



DIVIDEND AND EARNINGS PER SHARE

€



Dividend yield (based on the closing share price at the last balance sheet date): **4.5%**

*EPS and DPS adjusted; after the four-for-one stock split performed in July 2018, all EPS and DPS values are based on the number of shares out-standing at 28 February 2022, which was 62,488,976.



2022|23

FINANCIAL OUTLOOK



AGRANA GROUP

OUTLOOK FOR 2022|23

EBIT 2022|23 

Operating. profit 2022|23 

Revenue 2022|23 

This forecast is based on the assumptions that the war in Ukraine remains regionally limited, that the physical supplies of energy and raw materials are ensured and that the significantly risen purchasing prices especially for raw materials and energy can be passed on through adjusted customer contracts.



AGRANA SEGMENTS

OUTLOOK FOR 2022|23

FRUIT

Revenue ↑↑
EBIT ↓↓↓
Op. profit ↓↓

STARCH

Revenue ↑↑
EBIT →
Op. profit →

SUGAR

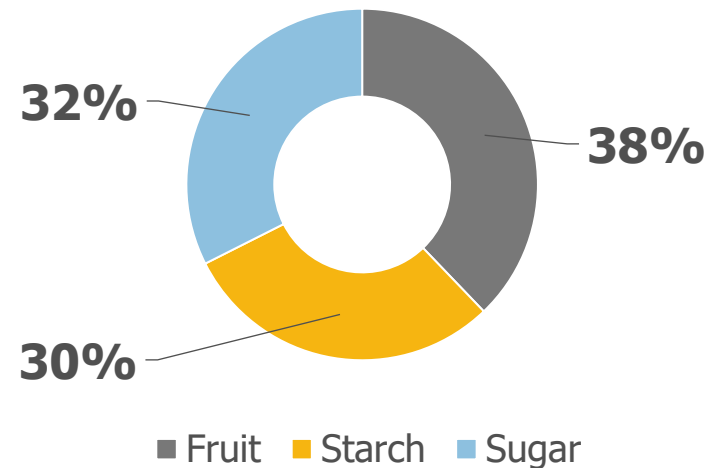
Revenue ↑↑
EBIT ↑↑↑
Op. profit ↑↑↑



INVESTMENT PLAN

- **Total investment** across the three business segments in the 2022|23 financial year, at approximately **€ 111 million**
- Expected to significantly exceed the 2021|22 level, but to be below this year's **budgeted depreciation** of about **€ 120 million**

Investment split 2022|23
(~ € 111 million)



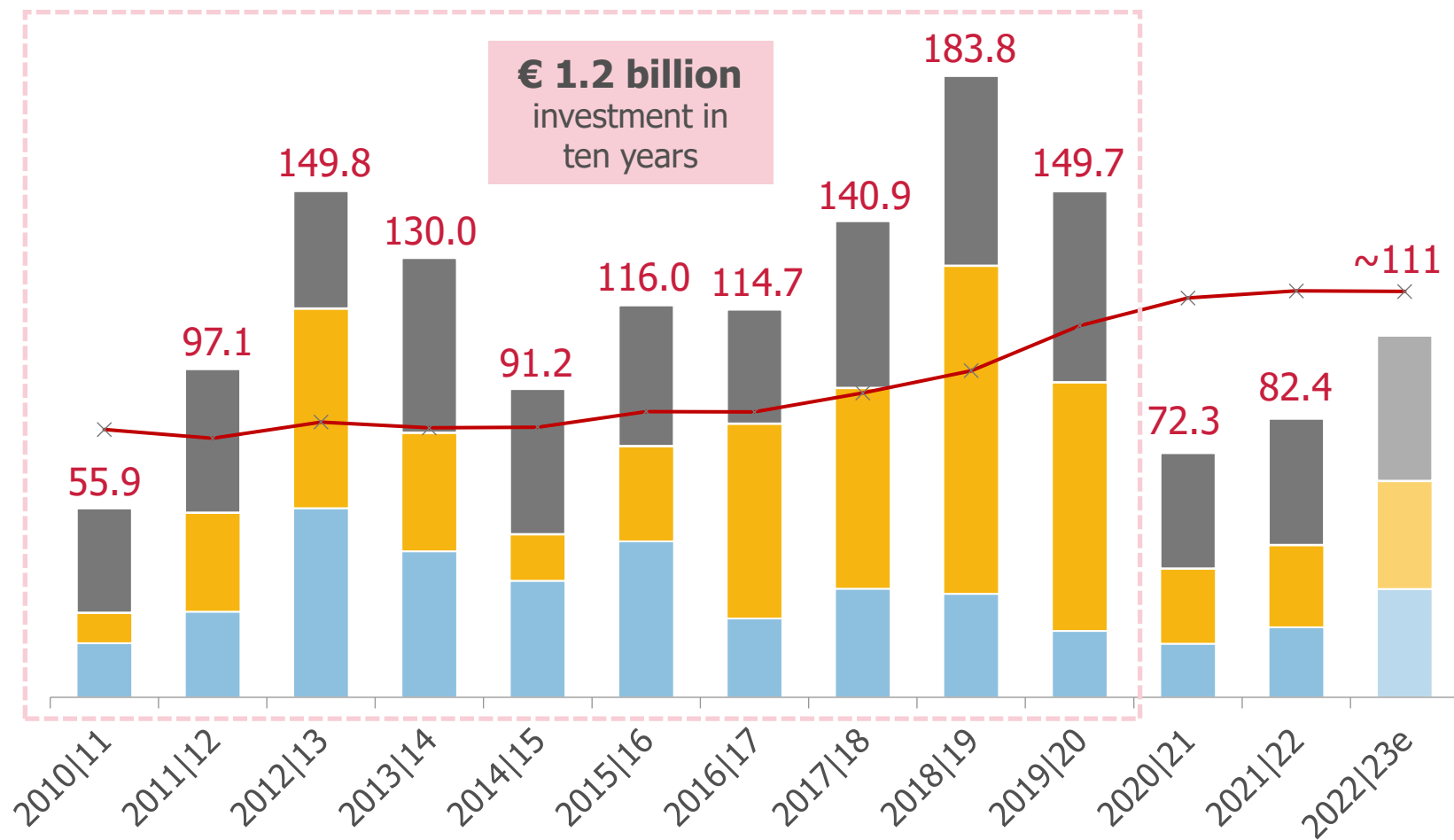


INVESTMENT FOR SUSTAINABLE GROWTH

CAPEX EVOLUTION

€m

■ Fruit ■ Starch ■ Sugar ✕ Deprec. GROUP



€ 1.2 billion investment in ten years



2022|23 AND 2023|24

FINANCIAL CALENDAR

17 May 2023

Results for full year 2022 | 23 (annual results press conference)

27 June 2023

Record date for Annual General Meeting participation

6 July 2023

Results for first quarter of 2023|24

7 July 2023

Annual General Meeting in respect of 2022|23

12 July 2023

Ex-dividend date

13 July 2023

Record date for dividend

14 July 2023

Dividend payment date

12 October 2023

Results for first half of 2023|24

AGRANA Financial Calendar:
<https://www.agrana.com/en/ir/ir-calendar>



SCAN ME



DISCLAIMER

This presentation is being provided to you solely for your information and may not be reproduced or further distributed to any other person or published, in whole or in part, for any purpose. This presentation comprises the written materials/slides for a presentation concerning AGRANA Beteiligungs-AG ("Company") and its business.

This presentation does not constitute or form part of any offer or invitation to sell or issue, or any solicitation of any offer to purchase or subscribe for, any shares in the Company, nor shall it or any part of it form the basis of, or be relied on in connection with, any contract or investment decision.

This presentation includes forward-looking statements, i.e. statements that are not historical facts, including statements about the Company's beliefs and expectations and the Company's targets for future performance are forward-looking statements. These statements are based on current plans, estimates and projections, and therefore investors should not place undue reliance on them. Forward-looking statements speak only as of the date they are made, and the Company undertakes no obligation to update publicly any of them in light of new information or future events.

Although care has been taken to ensure that the facts stated in the presentation are accurate, and that the opinions expressed are fair and reasonable, the contents of this presentation have not been verified by the Company no representation or warranty, express or implied, is given by or on behalf of the Company any of its respective directors, or any other person as to the accuracy or completeness of the information or opinions contained in this presentation. Neither the Company nor any of its respective members, organs, representatives or employees or any other person accepts any liability whatsoever for any loss howsoever arising from any use of this presentation or its contents or otherwise arising in connection therewith.

Quantitative definitions of selected common modifying words used:

Modifier	Visualisation	Numerical rate of change
Steady	→	0% up to +1%, or 0% up to -1%
Slight(ly)	↗ or ↘	More than +1% and up to +5%, or more than -1% and up to -5%
Moderate(ly)	↑ or ↓	More than +5% and up to +10%, or more than -5% and up to -10%
Significant(ly)	↑↑ or ↓↓	More than +10% and up to +50%, or more than -10% and up to -50%
Very significant(ly)	↑↑↑ or ↓↓↓	More than +50% or more than -50%



CONTACTS

Investor Relations

Mr. Hannes Haider

Phone: +43-1-211 37-12905

E-mail: investor.relations@agrana.com

AGRANA Beteiligungs-AG

Friedrich-Wilhelm-Raiffeisen-Platz 1

1020 Vienna, Austria

www.agrana.com